

Figure 1: Schematic representation of the sheared jet

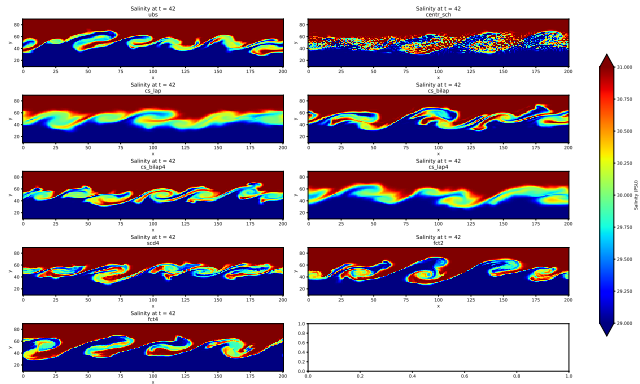


Figure 2: salinity at time $t=42$

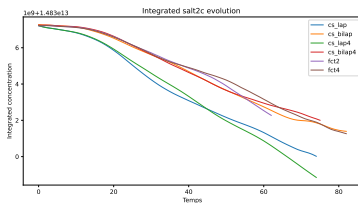


Figure 3: Evolution of integrated squared concentration of salt over the entire simulation.

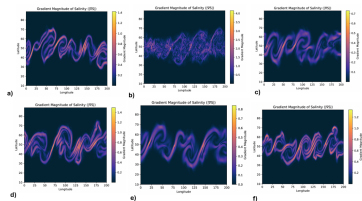


Figure 4: Salinity gradients in 2D